

Hover over the information button to view the colour-code key for **Differences** and **Scores** in the report.

New PiRA 6 Summer

 Export test data

### Strand Scores

 [Go to marksheet](#)

**Facility** indicates the proportion of learners who answered that question correctly in our standardisation trial.

The **difference** between your learners' average and the standardisation average is calculated for each question and colour-coded to indicate whether their performance is above, below or average.

If you have any learners who are working below and have taken a termly standardised test that is outside of their age range, add them to the report to ensure that the averages reflect the number of learners in the group and are not inflated.

Question-level Analysis [Select report](#)

New PiRA [Change product](#)

New PiRA 6 Summer ▼

BI Class Year 6  
[Change class, group or year](#)

[Export test data](#)












Select Strand scores to view the performance of each learner by strand.

Overall scores

Strand scores

[Highlights](#)

[Go to marksheet](#)

Name	Test date	2a	2b	2c	2d	2e	2f	2g	2h
Facility		57%	65%	60%	58%	60%	50%	87%	30%
Your learners' average score		53%	70%	21%	60%	53%	61%	55%	66%
Difference		-4%	+5%	-39%	+2%	-7%	+11%	-32%	+36%
Norah Callie	 26/04/2024	0/9	0/11	0/5	0/11	0/6	0/7	0/7	0/7
Kaila Gaye	 26/04/2024	4/9	9/11	0/5	0/11	0/6	0/7	0/7	0/7
Phelim Frank	 26/04/2024	5/9	7/11	0/5	0/11	0/6	0/7	0/7	0/7
Eugenia Marianna	 26/04/2024	5/9	9/11	0/1	8/11	2/4	2/3	0/3	2/3
Nannie Leith	 26/04/2024	5/9	9/11	0/1	8/11	2/4	2/3	0/3	2/3
Ade Harland	 26/04/2024	5/9	8/11	0/1	7/11	2/4	2/3	2/3	2/3
Zariah Meredith	 26/04/2024	5/9	10/11	0/1	8/11	2/4	2/3	0/3	2/3
Calleigh Shanna	 26/04/2024	7/9	10/11	0/1	11/11	4/4	3/3	3/3	3/3
Alanna Steph	 26/04/2024	5/9	9/11	0/1	8/11	2/4	2/3	0/3	2/3
Catherin Tonya	 26/04/2024	5/9	9/11	0/1	8/11	2/4	2/3	0/3	2/3
Bessie Tibby	 26/04/2024	9/9	11/11	1/1	11/11	4/4	3/3	3/3	3/3

The difference between your learners' strand average and the standardisation strand average is calculated and colour-coded for each content domain in this assessment.

This icon indicates whether a learner has taken the test online or on paper. Paper marks will have been input or uploaded to a marksheet in the system, while online marks will have fed directly from the test.

[Add learner\(s\) working below range](#) – 0 +

Showing 16 - 30 of 30 results

[←](#) [1](#) [2](#) [→](#)