

**Cambridge** Primary

**Hodder Cambridge Primary**

# English

**Activity Book**

**SAMPLE**



**Foundation  
Stage**

**Ruth Price**



**HODDER  
EDUCATION**

AN HACHETTE UK COMPANY

#### Acknowledgements

Every effort has been made to trace all copyright holders, but if any have been inadvertently overlooked the Publishers will be pleased to make the necessary arrangements at the first opportunity.

#### Text credits

p.16 The poem *Jelly on a Plate* from *This Little Puffin* compiled by Elizabeth Matterson (Puffin, 1991). Copyright © Elizabeth Matterson 1969, 1991. p.17 The poem *Curry and Rice* from *This Little Puffin* compiled by Elizabeth Matterson (Puffin, 1991). Copyright © Elizabeth Matterson 1969, 1991.

Hachette UK's policy is to use papers that are natural, renewable and recyclable products and made from wood grown in well-managed forests and other controlled sources. The logging and manufacturing processes are expected to conform to the environmental regulations of the country of origin.

Orders: please contact Bookpoint Ltd, 130 Milton Park, Abingdon, Oxon OX14 4SB.  
Telephone: (44) 01235 827720. Fax: (44) 01235 400454. Lines are open from 9.00–5.00,  
Monday to Saturday, with a 24-hour message answering service. You can also order  
through our website [www.hoddereducation.com](http://www.hoddereducation.com)

© Ruth Price 2019

Published by Hodder Education

An Hachette UK Company

Carmelite House, 50 Victoria Embankment, London EC4Y 0DZ

Impression number 5 4 3 2 1

Year 2023 2022 2021 2020 2019

All rights reserved. Apart from any use permitted under UK copyright law, no part of this publication may be reproduced or transmitted in any form or by any means, electronic or mechanical, including photocopying and recording, or held within any information storage and retrieval system, without permission in writing from the publisher or under licence from the Copyright Licensing Agency Limited. Further details of such licences (for reprographic reproduction) may be obtained from the Copyright Licensing Agency Limited, Saffron House, 6–10 Kirby Street, London EC1N 8TS.

Cover illustrations by Steve Evans

Illustrations by Vian Oelofsen

Typeset in FS Albert Regular 17/19 pt by Lizette Watkiss

Printed in the United Kingdom

A catalogue record for this title is available from the British Library

978 1 5104 5725 6



# Contents



## Understanding, listening and speaking

Describing position	4
Following instructions	7
<i>Why and because</i>	8

## Exploring words

Word families: musical instruments	10
Retelling a story or an event	12

## Tuning in to sounds and rhythm

Clapping words	15
Rhythmic poems	16
Laugh out loud	19

## Letters and sounds 2

Phoneme spotting	21
The alphabet: letter sounds and names	24
Tricky words	26

## Reading for information

Reading signs	27
Sorting books	30
Following instructions	34

## Writing

Writing patterns	36
Writing lower case letters	38
Writing words and captions	40

## A look back

What can you remember?	44
Self-assessment	48



## Describing position

Use these words to say where things are.


on top of




under




next to




between



The carrot is **on top of** the sack. The carrot is **under** the sack.



The carrot is **next to** the sack.



The carrot is **between** the sack and the bucket.

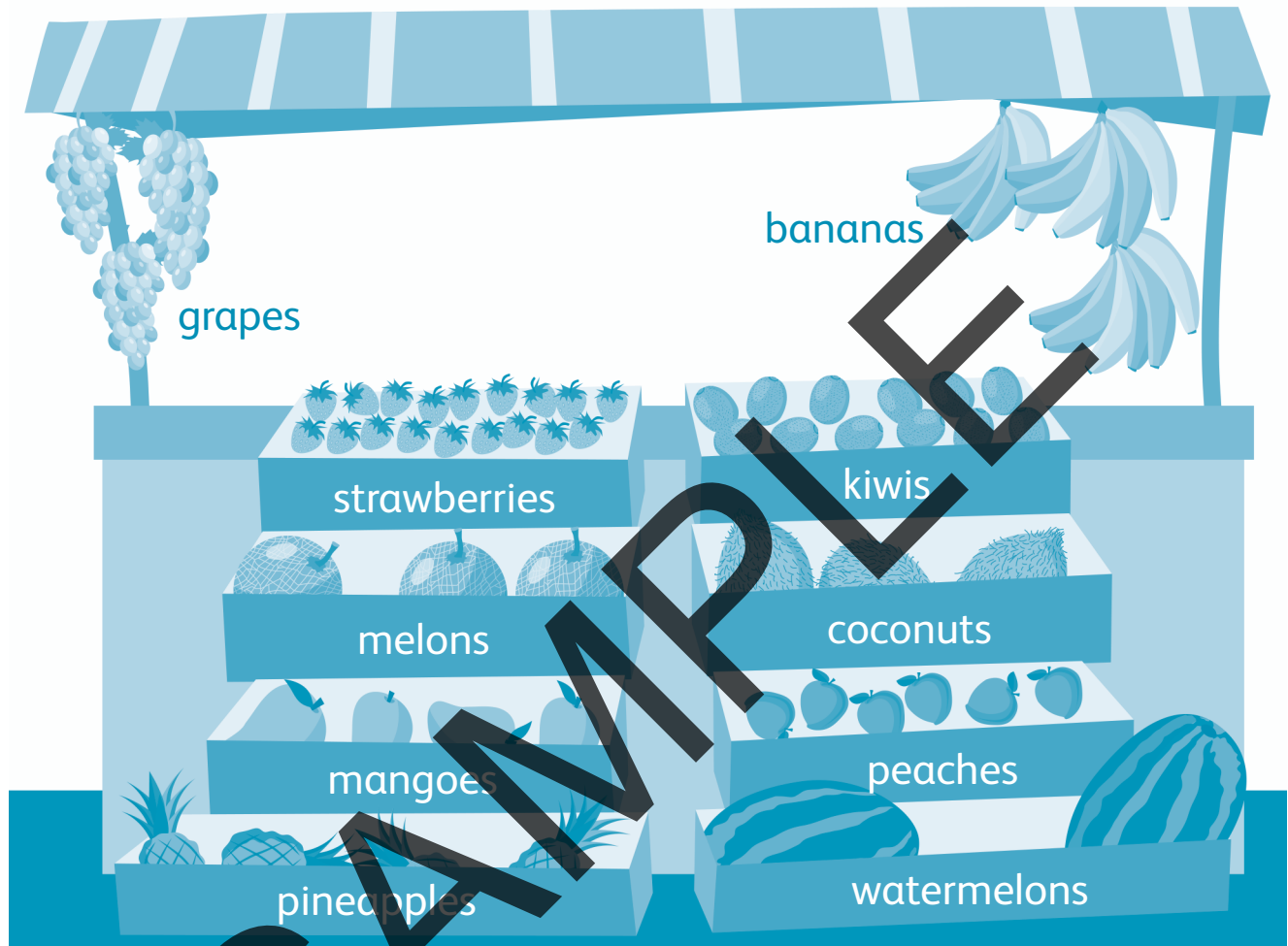
★ Name the fruits. Say where they are on the stall. Use these words:

on top of

under

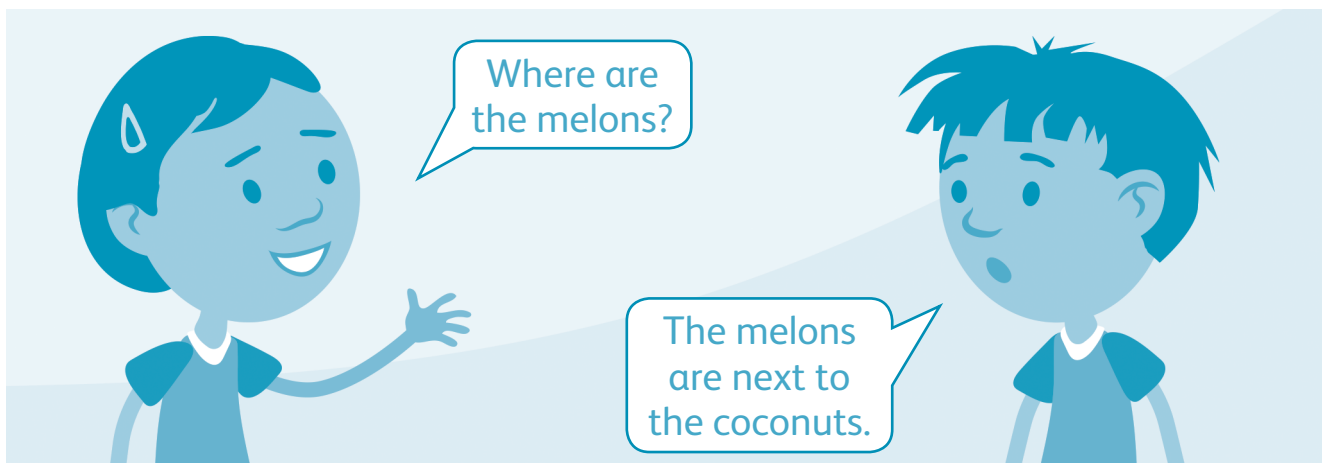
next to

between



★ Ask a question about where the fruits are on the stall.

Begin your question with the word **where**.



★ Talk about the fruit stick using these words:

on top of


under

next to

between



The raspberry  
is on top of  
the melon.



The kiwi is under  
the grape.



★ Answer the questions. Write a tick for yes and a cross for no.

Is the  orange under the  strawberry?

☐

Is the  kiwi on top of the  raspberry?

☐

Is the  melon next to the grape?

☐

Is the  grape between the  orange and the  kiwi?

☐

★ Draw your own fruit stick. Ask a friend some questions about it using these words:

on top of

under

next to

between

