

ACCESS READING TESTS

1A

Inference

Inference



Skill in focus

This Learning Sequence will teach you to:

- infer the feelings of characters
- find evidence to support inferences about characters' feelings.



Watch this video to learn how to **infer a character's feelings** by using clues in the text.






Introduction to the texts



Introduction to the texts

You are going to explore three extracts from a story about a boy who magically travels to a different time and place to visit a very unusual shop.

-  **Session 1 Text A:** The Adventure Begins ...
Marcus time-travels and visits a very unusual bookshop.
-  **Session 2 Text B:** The Shopkeeper
Marcus meets the shopkeeper and begins to notice strange happenings.
-  **Session 3 Text C:** The Books Begin ...
The books are unlike any others! Marcus faces danger.

Text type: fiction



Session 1: Discussion



> Text A: The Adventure Begins ...



Pre-reading

Discuss the answers to these questions:

- If you could time-travel yourself to another place or time, where would you go?
- Would you be worried about getting back again?

Session 1

Return to text
on full screen



'One ... Two ... Three ...!' Grinning **expectantly**, and keeping everything crossed, he jumped onto the skateboard.

'Come in!' sang an **enticing** voice. 'Wipe your boots on the mat!'

His curiosity **piqued**, but with slight hesitation, his feet hit the mat and a bolt locked the door shut behind him ...

Preparing to read

Can you explain the meanings of these words from the text?

Click the stars
to reveal the
definitions.

- ★ **expectantly**: with an excited feeling that something is about to happen, especially something good
- ★ **enticing**: attractive or tempting
- ★ **piqued**: arouse interest or curiosity

Session 1



Preparing to read

Text A: The Adventure Begins ...

'One ... Two ... Three ...!' Grinning expectantly, and keeping everything crossed, he jumped onto the skateboard. His feet hit the magic spot on the skateboard's deck and he closed his eyes. Yes, the same tingling feeling he had experienced twice before on his previous travels through time was still there. And, yes, so was the same queasy sensation of spinning wildly through the air. Had it worked?

Marcus slowly opened his eyes. Yes! Here was the same cobbled street and here were the same curious buildings. Searching in his pocket, he found his pen knife and marked an X on the nearest lamp post. He would need to leave from precisely this point at the end of the day. Overhead, clouds were parting and the sun was trying to peep through.



Session 1



Preparing to read

As he wandered, an intriguing shop sign came suddenly into focus. 'Piggledy Higgledy – The Shopbook where things happen in reverse.' 'Worth a look,' he thought to himself and headed towards the door. His heart quickly sank like a deflated party balloon as he noticed the sign in the window: 'Welcome! We are closed!' He was about to move on, however, when he heard something.

'Come in!' sang an enticing voice. 'Wipe your boots on the mat!'

Somehow, without Marcus' permission, his arm began to stretch out and his hand seemed to be reaching for the handle. It was as if something was controlling him from within the shop. His hand then touched the handle but, despite his efforts, the door would not budge. 'Turn it backwards, please,' echoed the same voice. His curiosity piqued, but with slight hesitation, his feet hit the mat and a bolt locked the door shut behind him ...



Session 1

Return to text
on full screen



SSASI System of Reading

You are going to learn a systematic method of **reading texts** in order to **answer questions** about them.

There are five steps to this method:

Click the
numbers to reveal
the methods.

1 Skim



2 Say



3 Analyse questions



4 Scan for answers



5 Infer

Session 1

Return to text
on full screen



1 Skim



What is **skim reading**?
Watch this video to find out more.

Let's practise!

Targets

- 1 What is the title?
- 2 Find the paragraph openings and read them.
- 3 For each paragraph, point to any proper nouns (words that begin with capital letters), e.g. names, dates or places.
- 4 Skim again: which other words stand out for you?

Tip

Expert skimmers may focus on all four targets almost at the same time. To strengthen your own skimming skills, first practise each step separately until your mind becomes ready to do two, three or even all four steps at once.

Session 1

Return to text
on full screen



1 Skim



You now know the layout and the gist (overview) of the text. This will help you to quickly find the information you need to answer questions about the text.

In very few words, what is each paragraph about?

Answer

- 1 Time travel
- 2 Marcus marks spot to go home
- 3 Marcus enters Shopbook



Session 1

Return to text
on full screen



2

Say



How can you improve your **reading aloud skills**?
Watch this video to find out more.

- Read the text as you would naturally. You may choose to read aloud, or silently.
- Read the text aloud giving expression to it, as if you are a teacher, or a newsreader, who wants to interest the audience.

1 You have successfully read the text.



2 You are now ready to use it to answer questions.



Note

You may read 'inside your head' when you are reading alone, but we shall practise reading aloud today.

Session 1

Return to text
on full screen



3 Analyse questions



In order to answer **INFERENCE** questions, you will first need to **RETRIEVE** basic information so that you have an **OVERVIEW** of the text.

Ask yourself these questions to help you to understand the basic information about any text, before you begin to **INFER**.

Who is mentioned in the text?

What happens?

Where is the text set, or which places are referred to?

When is the text set, or which times are referred to?

Why does this happen?

How does this happen?

Tip

Not all of the questions will apply to every text, but this is a useful checklist to use.

Session 1

Return to text
on full screen



3

Analyse questions



Answer these retrieval questions to show that you understand the text.

For example:

1 Where does this part of the story take place?

Answer

In a magical (supernatural/unreal) location/in a (strange) bookshop

2 Who is the main character in the story?

Answer

Marcus

3 What did Marcus do to make sure he knew where to go home again?

Answer

He marked a spot with an X.

Click the
answer buttons to
reveal.

Session 1

Return to text
on full screen



3

Analyse questions



Watch this video to find out how to **analyse questions**.

Analysing a question means to clearly understand what is required. For each question, it is helpful to identify the **instruction** and the **key words**. This focus ensures you have read the question correctly. Do you agree with the highlighting of the questions below?

Click the
arrows to reveal
the answers.

8 How does Marcus feel when he first sees the shop?



8 How does Marcus feel when he first sees the shop?

9 How does Marcus feel when he notices the shop is closed?



9 How does Marcus feel when he notices the shop is closed?

Session 1

Return to text
on full screen



4

Scan for answers



How can you improve your **scan reading skills**?
Watch this video to find out more.

For all questions, you will need to use your **SCANNING SKILLS**.
Scanning means that your eyes travel across the text looking for key words that will help you to answer a question: you are NOT reading each word.

You already know that each paragraph has different information in it, so you will choose which paragraph to look at first for each question.



Next, we will practise scanning to find the answers to a selection of questions.



Session 1

Return to text
on full screen



4 Scan for answers



- 1 First, place your **question and answer sheet** and your **text** side by side. For each question, follow this method.

Highlight key words
in the question



Find the correct
paragraph in the text



Scan the paragraph
for key words



INFER using context

- 2 Scan to find the paragraph of text in which to start your search for the correct answer.

Next, find the key words linked to your question.

Tip

Paraphrase: Sometimes, the language of the question and the language of the text have the same meaning, but different words are used to express it. To find an answer to a question, you may need to scan the text for words that have a similar meaning to the key term in the question.

Session 1

Return to text
on full screen



5

Infer



Click again
to reveal
annotations.

Example A

This question asks you to infer a character's feelings and provide evidence for your opinion.

4 How does Marcus feel at the start of this story?

- Scan to find examples that suggest how Marcus feels.
- For each example, name the feeling that Marcus experiences.

excited,
eager or
nervous

'One ... Two ... Three ...!' Grinning expectantly, and keeping everything crossed, he jumped onto the skateboard. His feet hit the magic spot on the skateboard's deck and he closed his eyes. Yes, the same tingling feeling he had experienced twice before on his previous travels through time was still there. And, yes, so was the same queasy sensation of spinning wildly through the air. Had it worked?

pleased, eager or hopeful

hopeful or nervous

nervous, apprehensive

expectant, eager,
excited, nervous

Infer and write the answer to the question.

Answer

Feeling (in your own words)	Evidence (quotation from the text)
<i>pleased/excited/eager</i>	<i>'Grinning expectantly' / 'Had it worked?'</i>
<i>OR nervous</i>	<i>'keeping everything crossed'</i>
<i>OR strange/weird</i>	<i>'the same tingling feeling' / 'the same queasy sensation'</i>

Click
answer button
to reveal.

Session 1

Return to text
on full screen



5 Infer



Click again
to reveal
annotations.

Example B

This question asks you to infer a character's feelings and provide evidence for your opinion.

8 How does Marcus feel when he first sees the shop?

- You will look at the paragraph 3 of the story.
- Scan to find examples of Marcus' actions or thoughts. What feelings do they suggest?

As he wandered, an intriguing shop sign came suddenly into focus. 'Piggledy Higgledy – The Shopbook where things happen in reverse.'

'Worth a look,' he thought to himself and headed towards the door.

interested

eager



Infer and write the answer to the question.

Answer

Feeling (in your own words)

Evidence (quotation from the text)

interested/eager

'Worth a look' /
'headed towards the door'

Click
answer button
to reveal.

Session 1

Return to text
on full screen



5 Infer



Click again
to reveal
annotations.

Example C

This question asks you to find evidence to support an inference.

5 Find and copy TWO phrases that suggest that Marcus has time-travelled before.

- You will look at paragraphs 1 and 2 of the story in which Marcus is time-travelling and his arrival.
- Scan to find words and phrases that suggest Marcus is doing something for a second time: e.g. again, same, previous.

this isn't
his first
time

enjoyed this before

'One... Two... Three...!' Grinning **expectantly**, and keeping everything crossed, he jumped onto the skateboard. His feet hit the magic spot on the deck and he closed his eyes. Yes, **the same tingling feeling** he had **experienced twice before** on his **previous travels** through time was still there. And, yes, so was the same queasy sensation of spinning wildly through the air. Had it worked?

he knows
what
happens

Infer and write the answer to the question. Remember to give TWO phrases.

Answer

- *expectantly*
- *the same tingling feeling*
- *experienced twice before*
- *previous travels*

Click
answer button
to reveal.

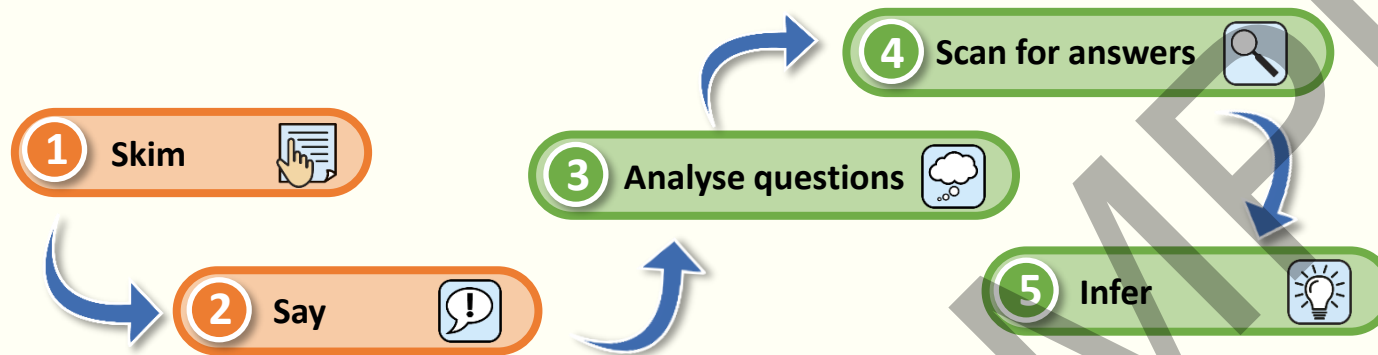
Session 1: Check out

Return to text
on full screen



SSASI System of Reading

Follow the SSASI method to answer all the questions for this text.



Record the answers on your worksheet.

Mark your answers using the answer sheet. How did you do?



1–3: fair



4–6: good



7–10: excellent

Session 2



Skill in focus

This Learning Sequence will teach you to:

- infer the feelings of characters
- find evidence to support inferences about characters' feelings.



Watch this video so that you clearly understand how to use clues to **infer the feelings of characters** when these are not stated in the text.



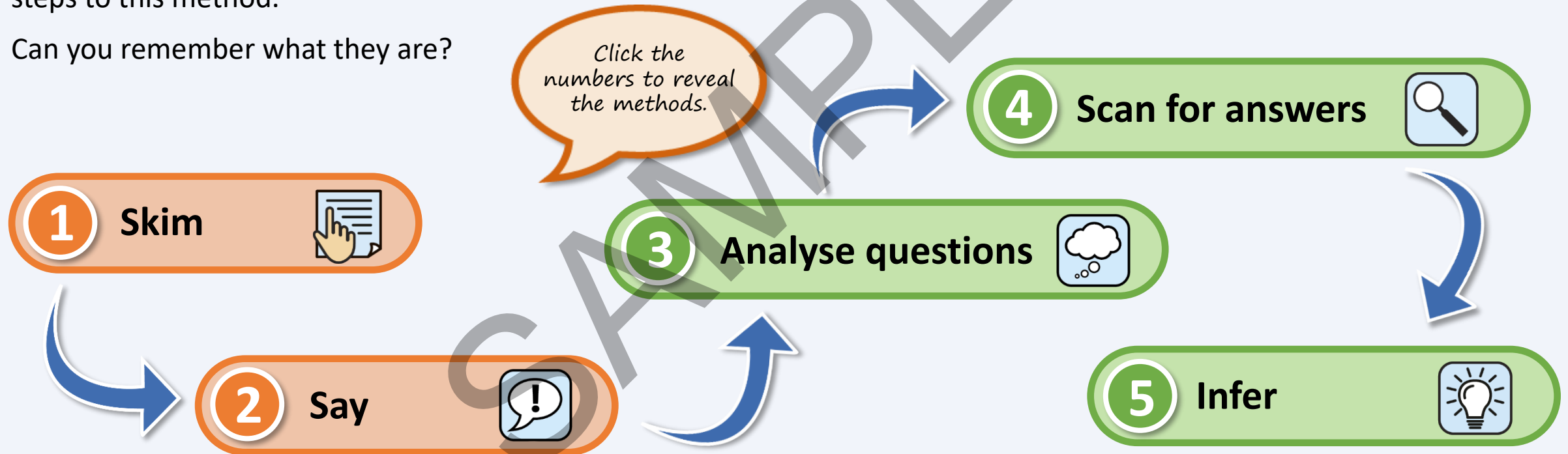
Session 2: Check in



SSASI System of Reading

You are going to practise the SSASI method of **reading texts** in order to **answer questions** about them. There are five steps to this method.

Can you remember what they are?



Session 2: Discussion



Text B: The Shopkeeper



Pre-reading

Recap

Marcus has just travelled through time and he is drawn towards a strange bookshop. A weird force has somehow placed his hand onto the door handle and as he enters the shop, the door locks behind him.

Discuss the answers to these questions:

- What do you think Marcus will see in the shop?
- Would you be tempted to explore an unusual place?

Session 2

Return to text
on full screen



Still recovering from the force of the door closing, Marcus **adjusted** his eyes. Outside, it had been quite bright, with a promise of sunshine, but inside the light was fading and a heavy darkness was **seeping** in.

‘Good morning, Marcus. I have been expecting you!’ The voice came from a tiny lady who was standing in front of the **counter**.

Preparing to read

Can you explain the meanings of these words from the text?

Click the stars to reveal the definitions.

- ★ **adjusted:** alter or change something slightly
- ★ **seeping:** flow or leak slowly through
- ★ **counter:** a long, narrow table or surface at which customers are served

Session 2



Preparing to read

Text B: The Shopkeeper

Still recovering from the force of the door closing, Marcus adjusted his eyes. Outside, it had been quite bright, with a promise of sunshine, but inside the light was fading and a heavy darkness was seeping in. 'How odd!' he thought to himself. 'It does seem like things are in reverse!'

'Good morning, Marcus. I have been expecting you!' The voice came from a tiny lady who was standing in front of the counter.

'But how do you know ...'

'You are a little bit late but that should be alright,' she added swiftly, as her eyes glanced towards a grandfather clock. Marcus noticed that its rusty hands were moving hurriedly forwards, making it appear that he had been there far longer than he really had.

'Now, are you ready to help me?' she said with urgency. 'We don't have much time.'



Session 2



Preparing to read

There was definitely a panic in her voice, Marcus noted in his head. She moved a little closer until the light from one of the ancient wall lamps shone onto her. Deep lines crawled cruelly across her face like a child's squiggly first drawings and her eyes sat in tired, yellowed skin. A faded, oversized dressing gown was slumped around her and her feet were enclosed within a pair of once-fluffy, mint green slippers. Marcus could also see pyjamas poking out beneath the gown.

'I am looking for ...' He hesitated as his throat felt suddenly dry. 'Something about skateboarding ...'

The slippers shuffled forward.

'Oh, no, no, no! You don't look for anything here, dear. At the Piggledy Higgledy Shopbook, the books choose you.'



Session 2

Return to text
on full screen



1 Skim



Watch this video to be reminded of how to **skim** read.

Let's practise!

Targets

- 1 What is the title?
- 2 Find the paragraph openings and read them.
- 3 For each paragraph, point to any proper nouns (words that begin with capital letters), e.g. names, dates or places.
- 4 Skim again: which other words stand out for you?

Tip

Expert skimmers may focus on all four targets almost at the same time. To strengthen your ~~skills~~ ^{skills}, first practise each step separately until your mind becomes ready to do two, three or even all four steps at once.

Session 2

Return to text
on full screen



1

Skim



You now know the layout and the gist (overview) of the text. This will help you to quickly find the information you need to answer questions about the text.

In very few words, what is each paragraph about?

Answer

- 1 Marcus is inside the shop.
- 2 An old lady speaks with him.
- 3 The old lady is described in detail.



Session 2

Return to text
on full screen



2

Say



How can you improve your **reading aloud skills**?
Watch this video to find out more.

- Read the text as you would naturally. You may choose to read aloud, or silently.
- Read the text aloud, giving expression to it, as if you are a teacher, or a newsreader, who wants to interest the audience.

1 You have successfully read the text.



2 You are now ready to use it to answer questions.



Note

You may do this
'inside your head'
when you are reading
Click to reveal
silently but we shall
practise aloud now.

Session 2

Return to text
on full screen



3 Analyse questions



Before you answer **INFERENCE** questions, practise **RETRIEVING** basic information so that you have an **OVERVIEW** of the text.

Who is mentioned
in the text?

What happens?

Where is the text
set, or which places
are referred to?

When is the text
set, or which times
are referred to?

Why does this
happen?

How does this
happen?

Session 2

Return to text
on full screen



3 Analyse questions



Answer these retrieval questions to show that you understand the text.

For example:

1 Where does this part of the story take place?

Answer Inside the bookshop/Shopbook

2 Who are the main characters in this part of the story?

Answer Marcus/old lady (shopkeeper)

3 What happens in this part of the story?

Answer Marcus meets an old lady (and she wants him to help her).

Click the
answer buttons to
reveal.

Session 2

Return to text
on full screen



3

Analyse questions



Watch this video about **analysing questions** if you would like a reminder of how to do this.

Analysing a question means to understand clearly what is required. For each question, it is helpful to identify the **instruction** and the **key words**. This focus ensures you have read the question correctly. Do you agree with the highlighting of the questions below?

Click the
arrows to reveal
the answers.

- 7 Find TWO details which suggest that the lady is old. Give TWO quotations in your answer.
- 8 'A faded, oversized dressing gown was slumped around her and her feet were enclosed within a pair of once-fluffy, mint green slippers.'
- What does the description of the old lady's clothes suggest about her? Explain your opinion.

- 7 Find TWO details which suggest that the lady is old. Give TWO quotations in your answer.
- 8 'A faded, oversized dressing gown was slumped around her and her feet were enclosed within a pair of once-fluffy, mint green slippers.'
- What does the description of the old lady's clothes suggest about her? Explain your opinion.

Session 2

Return to text
on full screen



4 Scan for answers



Once you understand the questions, you need to find the answers.
First, place your **question and answer sheet** and your **text** side by side.
For each question, follow this method:

Highlight key words
in the question



Find the correct
paragraph in the text



Scan the paragraph
for key words



INFER using context

As you learned earlier, sometimes the text does not contain the same words as the question so you need to infer the answer.

Session 2

Return to text
on full screen



5 Infer



Click again
to reveal
annotations.

Example A

This question asks you to find evidence to support an inference.

7 Find TWO details which suggest that the lady is old. Give TWO quotations in your answer.

- The lady appears in paragraphs 2 and 3.
- In paragraph 3, there is more description of her appearance. Look out for details that suggest the lady is old.

suggests
age

There was definitely a panic in her voice, Marcus noted in his head. She moved a little closer until the light from one of the ancient wall lamps shone onto her. Deep lines crawled cruelly across her face like a child's squiggly first drawings and her eyes sat in tired, yellowed skin. A faded, oversized dressing gown was slumped around her and her feet were enclosed within a pair of once-fluffy, mint green slippers. Marcus could also see pyjamas poking out beneath the gown.

suggests
wrinkles

Infer and write the answer to the question. Remember to give TWO details.

Answer

'Deep lines crawled cruelly across her face'

'(her eyes sat in) tired, yellowed skin'

Click
answer button
to reveal.

Session 2

Return to text
on full screen



5

Infer



Example B

This question is about finding evidence to support an inference.

8 What does the description of the old lady's clothes suggest about her? Explain your opinion.

- The writer is using the lady's clothing to suggest something about the lady herself.
- Find details of the lady's clothing. What does each detail show you about her?

Click again
to reveal
annotations.

shrunken/aged
because the
dressing gown is
too big for her.

untidy/unkempt because she
doesn't take care of her
appearance

A faded, oversized dressing gown was slumped around her and her feet were enclosed within a pair of once-fluffy, mint green slippers.

poor because her clothing
is worn-out

Click
answer button
to reveal.



Infer and write the answer to the question.

Answer

*She seems untidy/unkempt because she doesn't take care of her appearance.
She could be shrunken/aged because the dressing gown is too big for her now.
She appears to be poor because her clothing is worn-out, e.g. her dressing gown and slippers are now in a poor state.*

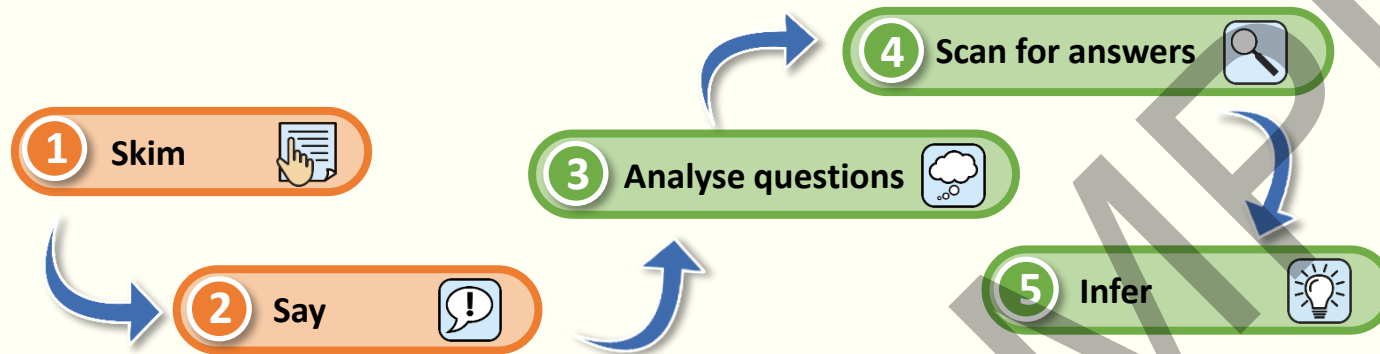
Session 2: Check out

Return to text
on full screen



SSASI System of Reading

Follow the SSASI method to answer all the questions for this text.



Record the answers on your worksheet.

Mark your answers using the answer sheet. How did you do?



1–3: fair



4–6: good



7–10: excellent

Session 3



Skill in focus

This Learning Sequence will teach you to:

- infer the feelings of characters
- find evidence to support inferences about characters' feelings.



Watch this video so that you clearly understand how to use clues to **infer the feelings of characters** when these are not stated in the text.



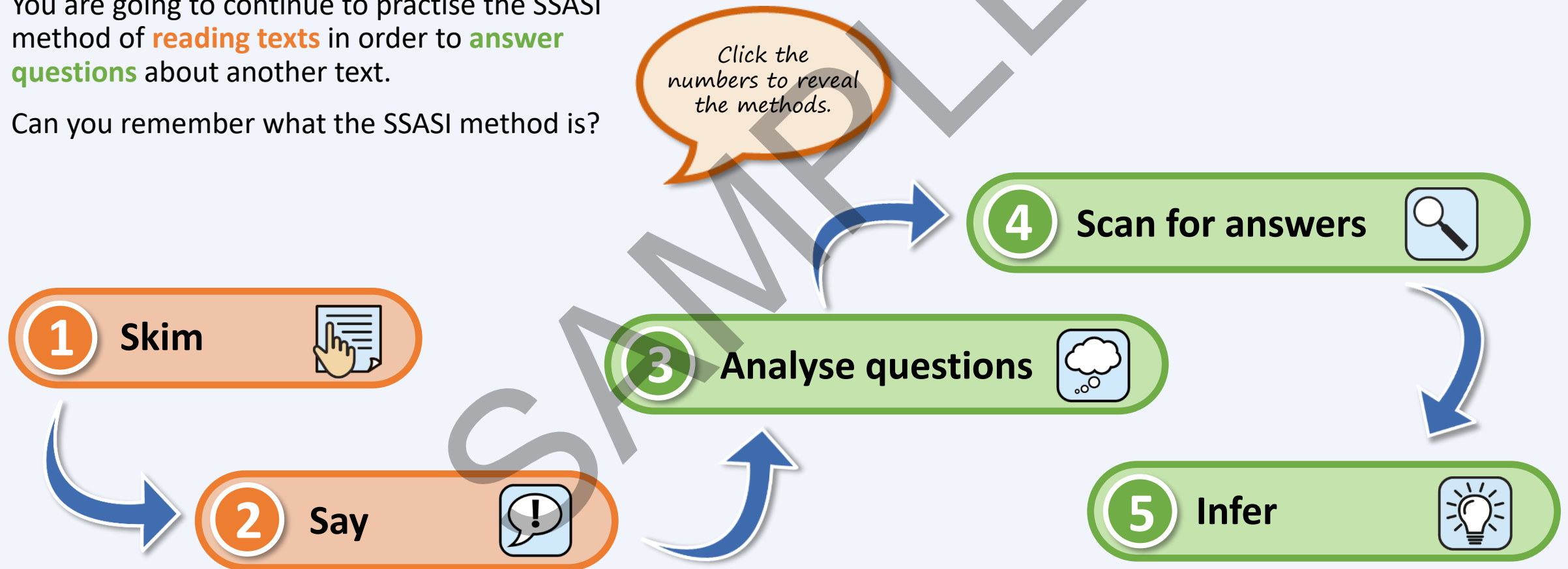
Session 3: Check in



SSASI System of Reading

You are going to continue to practise the SSASI method of **reading texts** in order to **answer questions** about another text.

Can you remember what the SSASI method is?



Session 3: Discussion



Text C: The Books Begin ...



Pre-reading

Recap

You have read two parts of a story in which Marcus has time-travelled and entered a bookshop/shopbook. He has encountered the shopkeeper and noticed that some things in the shop happen in reverse. When he asks for the book he wants, she tells him that in this shop, the books choose their owners ...

Discuss the answers to these questions:

- What sort of book would you choose?
- What sort of book might choose you?

Session 3

Return to text
on full screen



A humming sound **reverberated** around the shop and pieces of paper whirled in disagreement.

Preparing to read

Can you explain the meanings of this word from the text?

Click the stars to reveal the definitions.



reverberated: loud noise repeated as an echo

Session 3



Preparing to read

Text C: The Books Begin ...

As if that were some kind of hidden signal, the atmosphere began to change. A humming sound reverberated around the shop and pieces of paper whirled in disagreement. The hands of the clock were racing forwards at greater speed and, yes, the books were moving!

‘Now, which one of you wants to own this boy?’ screamed the lady. ‘Hurry and make up your minds!’ she commanded the books. One by one they obeyed. With great force, they flew towards Marcus, who just stared, mutely. They appeared to study him closely, shake their ‘heads’ and fly back to their shelves. What was he to do? He looked at the bolted door, then noticed the sign in the window. ‘Sorry, we’re open!’ He now knew exactly what that meant. The lady was yelling now.

‘One of you MUST choose him! Please. Time is flying!’ Marcus was darting and bending to try and avoid the flying volumes. Her eyes burned like the fire from a volcano. All at once, a large book flew down from the topmost shelf and spitefully crashed against Marcus’ horrified face. Instantly, he fell to the floor.



Session 3



Preparing to read

The book hovered in the air. Frightened sobs echoed from behind the counter. Dread showed on the lady's pale face. She knew what was coming.

'I choose ... YOU!' shrieked the book, pointing towards the boy. 'You will now be placed on our people shelf where you will grow old and dusty forever more!'

The light flickered and the green slippers shuffled towards him. Marcus was dragged along the cold, hard floor. He was too frightened even to make a sound. Taking one last glance back at the cruel store, he noticed that the clock had stopped.



Session 3

Return to text
on full screen



5 Infer



Example A

This question asks you to infer how a character is feeling, and to explain your opinion.

7 'With great force, they flew towards Marcus, who just stared mutely.'

What does this description suggest about how Marcus is feeling?

- Scan to find the quotation and check the context: Marcus is in an unfamiliar and increasingly dangerous situation.
- How might Marcus feel? For example, frightened, shocked, paralysed with fear.

Click again
to reveal
annotations.

can't speak
because he is
so afraid

'Now, which one of you wants to own this boy?' screamed the lady. 'Hurry and make up your minds!' she commanded the books. One by one they obeyed. They flew towards Marcus, who just stared mutely. They appeared to study him closely, shake their 'heads' and fly back to their shelves. What was he to do?

books are
attacking
him



Infer and write the answer to the question.

Answer

Feeling	Why you think this
terrified/ speechless	He can't speak he is so afraid/books are flying towards him, which would be terrifying.

Click
answer button
to reveal.

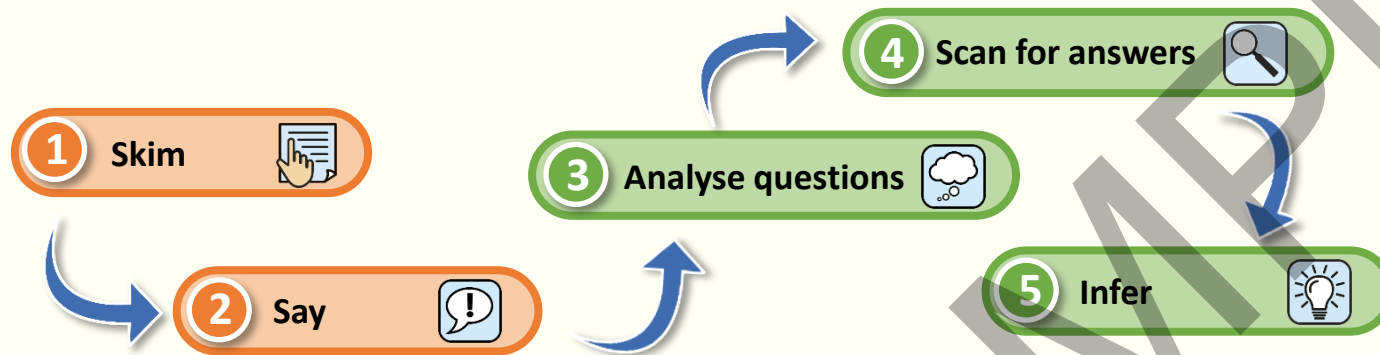
Session 3: Check out

Return to text
on full screen



SSASI System of Reading

Now **scan** and **infer** using the SSASI method to find the answers to the questions.



Record the answers on your worksheet.

Mark your answers using the answer sheet. How did you do?



1–3: fair



4–6: good



7–10: excellent

ACCESS READING TESTS




Image credits:

Happy avatar characters © Gstudio/stock.adobe.com