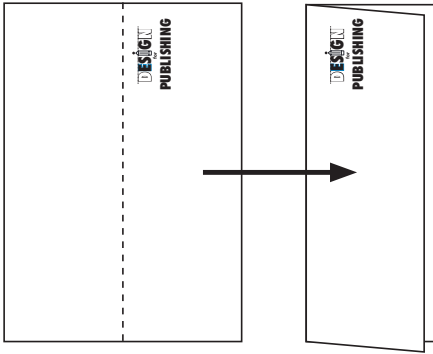
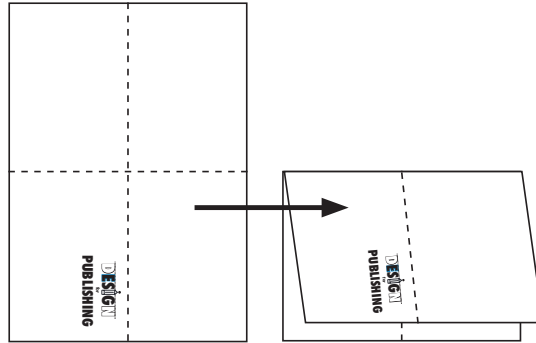


HOW TO FOLD YOUR ZINE

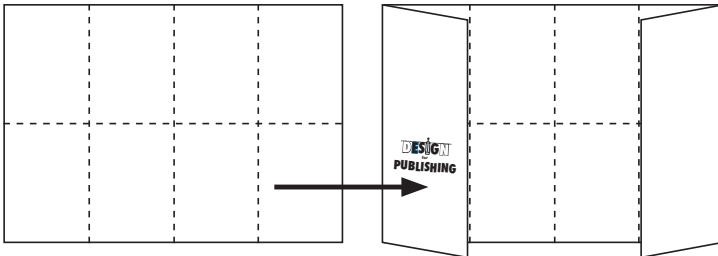
1 Fold in half lengthways



2 Open it up and fold across the width

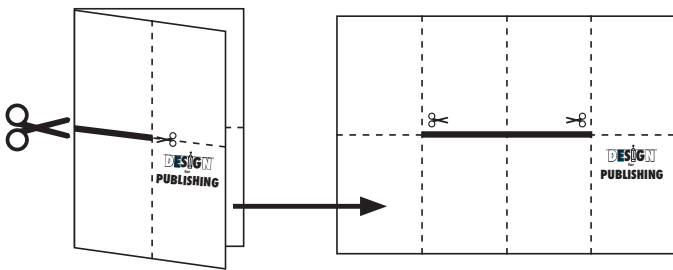


3 Open it up and fold the edges into the middle



Now you have all the creases ready for folding

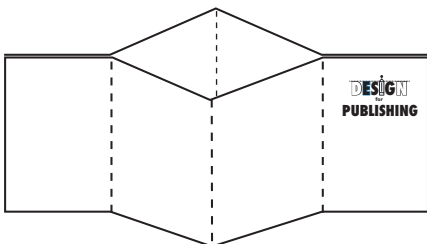
4 Fold in half again across the width and cut along the scissor line in the centre




5 Fold in half lengthways



6 Stand the paper upright and push the ends in to open the centre



7 Keep pushing the pages together until they make a cross



8 Fold the pages around to make the zine

